


# Domekt R 700 V

Maximal air flow, m <sup>3</sup> /h	764
Panel thickness, mm	50
Unit weight, kg	114
Supply voltage, V	1~230
Maximal operating current, A	HE11,7
Thermal efficiency of heat recovery, %	83
Reference flow rate, m <sup>3</sup> /s	0,149
Reference pressure difference, Pa	50
SPI, W/(m <sup>3</sup> /h)	0,26
Filters dimensions BxHxL, mm	540x260x46
Electric power input of the fan drive at reference flow rate, W	73
Electric power input of the fan drive at maximum flow rate, W	179
Electric air heater capacity, kW / Δt, °C	2 / 10,4
Control panel	C6.1 / C6.2
Maintenance space, mm	1050



The photo is intended for informational purposes only. exact details may vary.



## Acoustic data

A-weighted sound power level L<sub>WA</sub>, dB(A)  
at reference flow rate

Supply inlet	55
Supply outlet	63
Exhaust inlet	55
Exhaust outlet	63
Casing	44

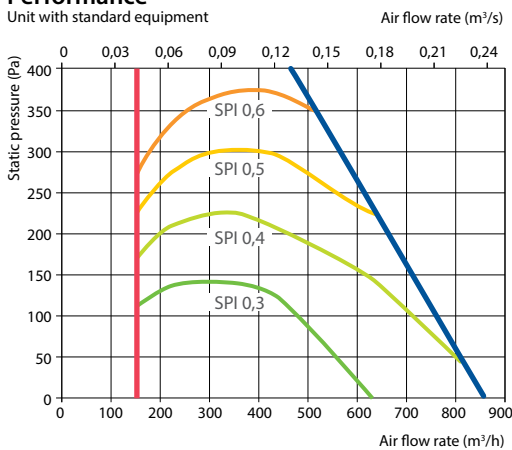
A-weighted sound pressure level L<sub>PA</sub>, dB(A)

10 m<sup>2</sup> normally isolated room, distance from casing – 3 m.

Surroundings	34
--------------	----

## Performance

Unit with standard equipment

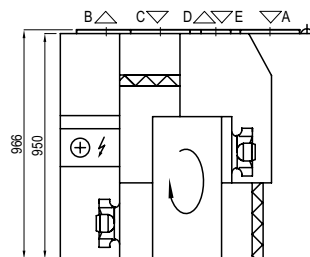


## Temperature efficiency

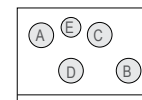
	Winter					Summer		
Outside temperature, °C	-23	-15	-10	-5	0	25	30	35
After heat exchanger, °C	13,1	14,7	15,7	16,7	17,7	22,6	23,6	24,6

indoor +22°C, 20 % RH

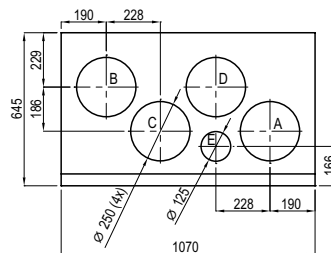
Shown as left (L1)



Shown as right (R1)



- A outdoor intake
- B supply air
- C extract indoor
- D exhaust air
- E additional extraction connection (by-pass – extraction without heat recovery)



## Accessories (p. 120)

Closing damper	AGUJ-M-250+LF230/LM230
Silencer	A/D AGS-250-50-600-M B/C AGS-250-50-900-M
Water heater	DH-250
PPU	PPU-HW-3R-15-0,63-W1

2-way valve (water heater)	VVP47.10-0,63
Water cooler	DCW-0,7-5 / DHCW-250
2-way valve (water cooler)	VVP47.15-2,5
DX cooler	DCF-0,7-5
Cooling unit	MOU-18HFN6-KA8243